

**Subject:** [Test] Tuesday Teaching Tips - May 7, 2024  
**Date:** Tuesday, April 1, 2025 at 9:41:57 AM Central Daylight Time  
**From:** ITLE  
**To:** Worley, Justin

[View in Browser](#)




## IN THIS EMAIL

- [2024 Teaching with Technology Conference](#)
- [Reimagining Learning with Artificial Intelligence](#)
- [Canvas Course Template for Online Courses](#)
- [Canvas End of School-Year Course Design Checklist](#)

[ITLE WEBSITE](#)

## 2024 Teaching with Technology Conference

Save the date, register and submit your proposals for ITLE's 2024 Teaching with Technology Conference on June 13 at the Wes Watkins Center. This year's theme is 'Breaking Barriers, Embracing Change, Evolving for Success!' Our keynote speaker, Dr. Sabba Quidwai from @designingschools, is sure to spark innovation and a growth mindset in the space of EdTech.



We urge you to submit your presentation proposals and share the possibilities of powerful technology tools or reshaped teaching approaches in response to AI for impactful student success.

Register today!


[Register Here](#)

[Learn More](#)

---

## Reimagining Learning with Artificial Intelligence

OSU ITLE is committed to advancing innovative educational methods that leverage the power of AI. To this end, we invite our faculty and instructors to share their AI-enhanced teaching materials in the form of assignments or assessments to expand our shared instructional knowledge base. Your contributions will inspire fellow educators and provide deeper insight and perspective into incorporating AI into your course design.



The first five individuals to submit their AI-integrated assignments or assessments that meet the provided criteria will receive a complimentary copy of John Spencer's insightful book, "The A.I. Roadmap: Human Learning in the Age of Smart Machines."

## Events

### Teaching with Technology 2024

June 13, 2024

[Register Here](#)

Please note that the submission deadline is today! Your valuable input will help us create an extensive collection of AI-driven educational resources, enabling educators throughout OSU ITLE to design engaging and forward-thinking courses for our students.

[Submit Here](#)

---

## Canvas Course Template for Online Courses

Online course templates support instructors in cultivating engaging virtual classrooms. Templates establish cohesive learning environments while allowing customization by offering an organized structure and aligned




vital components. Rather than building online courses from scratch, leveraging an intuitive template saves educators precious preparation time. The ITLE team has designed a downloadable Canvas course template aligned with best practices. This shell incorporates collaborative tools and essential course facets that faculty can adapt to their subject matter. Join our Canvas Online Tips and Tools Community to learn more about the template and how to import it into your Canvas Course. To join the community, click here.

[Join Here](#)

---

## Canvas End of School-Year Course Design Checklist

Whether you start right after Spring Grades are in or in late summer, you will need to organize and create content for your Summer or Fall courses or copy existing content into your new course shells. Approaching these tasks systematically will make these tasks



easier, with less stress. Regardless of when you start, select a time to begin that allows for how many other requests will happen later in

to begin that allows for how many other requests will happen late in summer and schedule a calendar reminder.

Both Canvas Summer 2024 and Fall 2024 course shells are available in Canvas now.

- Course sections within Canvas for Summer and Fall 2024 can be combined upon request. To request a combination of two or more course sections, email [canvas@okstate.edu](mailto:canvas@okstate.edu) with the names of the courses as they currently appear in Canvas including the five-digit CRN code. Combining courses should precede adding new content.
- If you are reusing content from another course, copy that course or course materials and save it for reimporting later. It is generally easier to copy a course and delete what you don't need than to import what you think you need.
- Once imported, remove any content you don't wish to use and check that the dates for these materials and assessments are correct.
- Make sure "lock until" dates, requirements and prerequisites, are correctly set.
- Remember that the day starts at 12 a.m. If you want something to be due by midnight on Saturday set your due date and time for Saturday at 11:59 p.m. (or Sunday at 12:01 a.m.).
- Take time to design for accessibility. When content is added use the Accessibility Checker tool in the RCE (rich content editor). It will check things such as heading structure, alt tags on images, appropriate color contrasts and fonts, etc.
- Validate links, use Student View to review the entire course.
- Publish your course. Students will not have access until you have Published your course, and the Start Date has passed. Remember that both the module and its content must be published for student access. You can check the Start Date on the course Settings page.



**Institute for Teaching & Learning Excellence**

Oklahoma State University  
100 ITLE | Stillwater, OK 74078  
405-744-1000 | [itle.okstate.edu](http://itle.okstate.edu)  
[itle@okstate.edu](mailto:itle@okstate.edu)

